

Supplied by... © Dan Welchman Productions 2006

Captain
Astounding's

MouseTrial.

Fun online software to help kids with autism

These materials are completely FREE for you to use, reproduce, and distribute as you wish. They are ideal for use on autism-related web sites or for inclusion in information packs for parents and carers. Feel free to give away copies to any friends who might be able to make use of them.

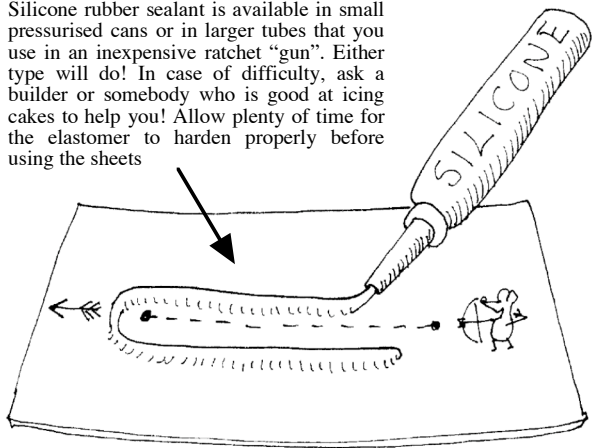
MouseTrial Drawing Exercises Worksheets

These twelve drawing worksheets are designed to be used for “draw along the dotted line” exercises. You can use them as one of the activities in your ABA or discrete-trial program or you can simply have fun with them. The worksheets are arranged approximately in ascending order of difficulty with simple straight lines at the beginning and more complex zig-zags and loops towards the end.

The ultimate goal with these worksheets is to get the child to complete them without assistance, but that typically takes a lot of practice! To begin with you’ll probably need to provide “hand-over-hand” prompting to help the child get used to the fine muscle control needed and to help them understand what is wanted. As they gain confidence you can “fade the prompt” and reduce the amount of intervention.



Silicone rubber sealant is available in small pressurised cans or in larger tubes that you use in an inexpensive ratchet “gun”. Either type will do! In case of difficulty, ask a builder or somebody who is good at icing cakes to help you! Allow plenty of time for the elastomer to harden properly before using the sheets



You can use these sheets straight off the inkjet printer as a disposable resource if you like. (you can always print more!) But we prefer to print them on heavyweight paper and then laminate them. Apart from being more durable, this also means that you can use a dry-wipe marker on them and simply wipe them clean when you have finished. This is very useful for trials where you want to encourage imitation. You simply demonstrate, give the card a quick wipe, and hand it to the child

Another advantage of laminating the cards is that you can use our cunning trick of applying a border of clear silicone rubber sealant around the dotted line. The sealant hardens to form a raised ridge around the dotted line which helps to guide the nib of the pen in the right direction. This is a great way of getting children to use the sheets in a more independent way. The raised ridge gives the child tactile feedback when they wander off course and reduces the need for manual guidance from the teacher.

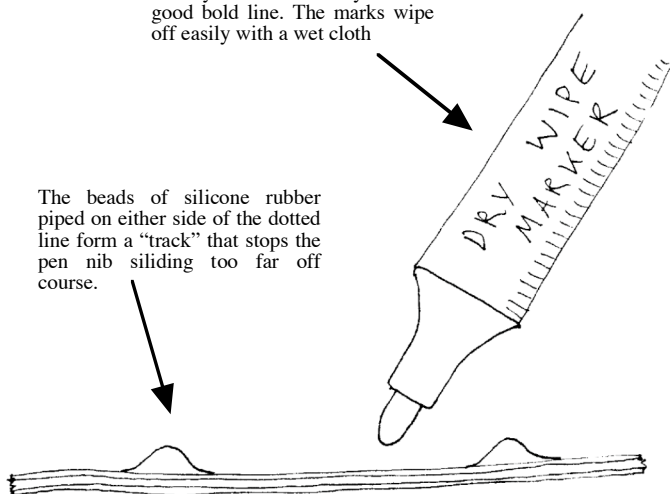
When the child becomes more proficient with the worksheets you can easily peel off the silicone rubber to leave you with a more difficult “unguided” exercise to encourage more advanced honing of the fine motor skills.

TIP! -Don’t let your child see you peeling off the silicone unless you’re ready to upgrade ALL your cards. It’s too much fun to resist (very much like popping bubble-wrap!)

We hope you enjoy using these resources as much as we have! They can be a good introduction to drawing, especially for children who don’t show a great deal of interest at first. They are also a valuable warm-up stage for learning to write.


Dry-wipe markers are nice and chunky to hold and they make a good bold line. The marks wipe off easily with a wet cloth

The beads of silicone rubber piped on either side of the dotted line form a “track” that stops the pen nib sliding too far off course.



Supplied by www.mousetrial.com

Creators of fun, easy-to-use and inexpensive online software for children with autism. Why not visit and see if MouseTrial can help your child? It’s a great way of getting an autism program started, or you can use it alongside other treatments to enrich your existing program



Supplied by...

© Dan Welchman Productions 2006

Captain
Astounding's

MouseTrial.

Fun online software to help kids with autism

